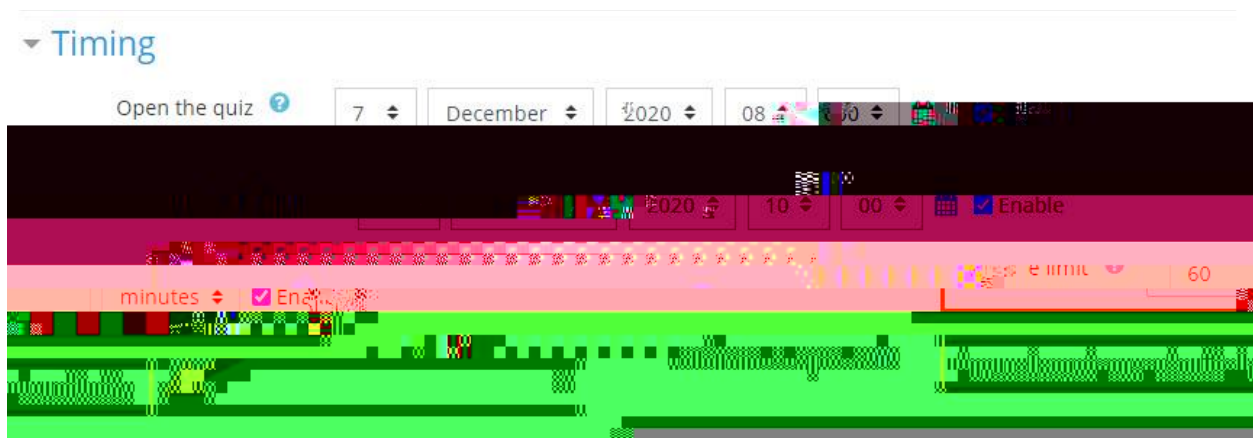


By Rafael Scapin, IST

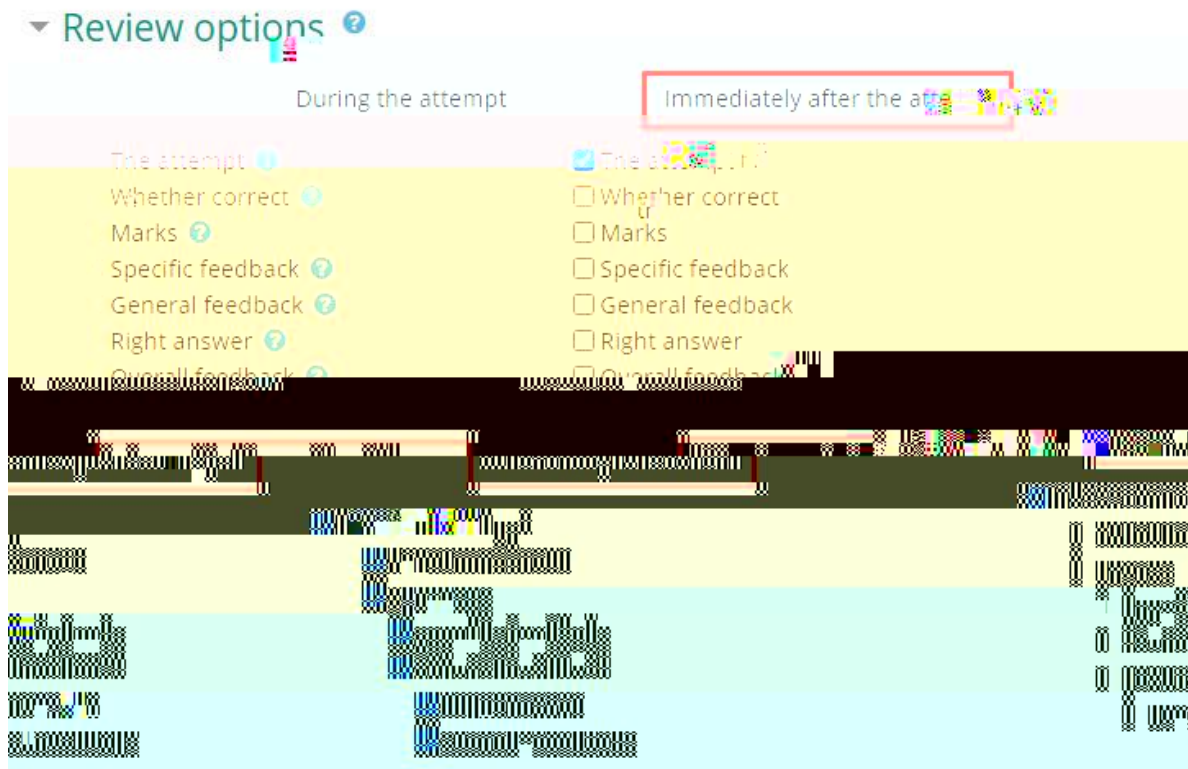
Here are some best practices you may consider using to prevent cheating or at least minimize it during an online exam in Moodle.

Enforcing a time limit on a quiz is one of the easiest steps you can take. With time as a factor, ill-prepared students will not be able to scour their textbook or pages of Google results to find an answer for every question. On the other hand, well-prepared students may have ample time to finish without using notes. They may use their extra time to refer to the material to reinforce concepts and be confident in their understanding before they even get the quiz results back. If they have time to fix a mistake and a higher score but learn something or correct a misconception

To set a time limit, head to the Moodle Quiz activity. Check the box next to Time Limit, and choose your preferred amount of time.




You may need to adjust and experiment to find the right amount of time per question for your subject and test writing style.

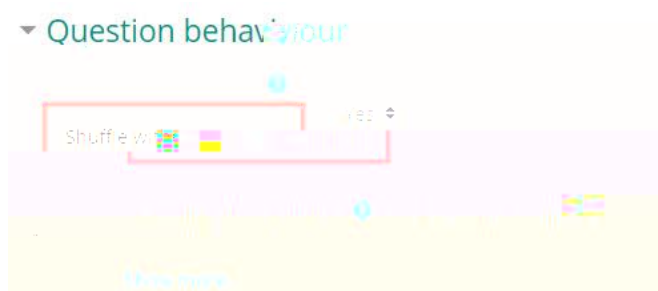


If you have a question bank in Moodle, you can benefit from the automatic creation of random questions. u





@j... your quiz settings.



If you want to also shuffle the choices for a Multiple Choice during the creation of v... k...

At the

Students cannot copy using the mouse, that is, they c